

# G-AP-IC450

Indoor 802.11a/b/g/n/ac Wave 2 WiFi AP with PoE+  
1167 Mbps Dual Band 2X2 MU-MIMO



The optimal choice for most scenarios with a medium-high density of users and traffic in which a normal network usage is expected. Ideal for hotels, offices, restaurants, schools and businesses.



Antenna	Internal omni, 5dBi gain
Interfaces (see image)	A. Reset button. B. RJ45 10/100/1000 Mbps LAN port C. RJ45 10/100/1000 Mbps WAN port D. LED indicator E. DC port.
Feeding source	DC: 12V 1.5A Jack connector (not included) PoE: 48V IEEE 802.3af/at
Average power consumption	48V PoE $\approx$ 12 W (peaks up to 30W) DC: 12V 1A Supports IEEE 802.3az
Size	188 x 188 x 50 mm
Weight	380 g.
Temperature	Operation: -30°C - 55°C (-22°F - 131°F) Storage: -40°C - 70°C (-40°F - 158°F)
Humidity	Operation: 5% - 95% (non-condensing) Storage: 5% - 95% (non-condensing)



**Distributed intelligence, no need for a central controller.**



**Single management platform for all network elements.**



**High network scalability. Not limited by size or AP number.**



**Automatic network optimisation.**



**Precise and robust Location Analytics using only WiFi.**

## Galgus® complete solution



Galgus' proprietary technology, CHT® (Cognitive Hotspot Technology), provides WIFI networks with a distributed intelligence with no need for a central controller. This avoids bottlenecks and single points of failure, improves performance, save costs, and enables advanced functionalities.

WiFi Features		Performance and capacity	
WiFi standards	IEEE 802.11a/b/g/n/ac wave 2	PHY rates	Peak: 1167 Mbps 2.4 GHz: 300 Mbps 5GHz: 867 Mbps
Frequency bands	2.4 GHz (802.11 b/g/n): 2.4 GHz ~ 2.484 GHz. 5 GHz (802.1a/n/ac): 5.150 GHz ~ 5.850 GHz	Multi SSID	Up to 16 (8 per band)
MIMO	2x2 MIMO (2.4 GHz) 2x2 MU-MIMO (5 GHz)	Clients/AP	Up to 256
Spatial streams	2	Networking	
Channel width	20, 40, 80 MHz	IP	IPv4 & IPv6 DHCP Client/server Static IP Dynamic IP
Modulation	OFDM = BPSK, QPSK, 16-QAM, 64-QAM, 128 QAM, 256QAM y DSSS = DBPSK, DQPSK, CCK.	Network	IEEE 802.1s IEEE 802.1d VLAN tagging (802.1Q) Supports LACP, LLDP
WiFi features	IEEE 802.11h (DFS) Tx Beamforming LDPC, STBC MSS clamping IEEE 802.11r/k/v Power save WISPr IP/URL/MAC filtering	VLAN	Dynamic VLANs Port forwarding Segmentation based on VLANs Tag VLAN based on SSID
		Mesh	802.11s. Up to 2 mesh extenders Dynamic re-routing Robust reaction to DFS events

## Advanced features (CHT®)

Security	Network optimisation
<ul style="list-style-type: none"> <li>- WPA/WPA2/WPA3 personal &amp; Enterprise</li> <li>- RADIUS support with dynamic VLANs</li> <li>- Captive portal with social login</li> <li>- IEEE 802.1X</li> <li>- Supports ACL</li> <li>- LDAP integration</li> <li>- Isolated SSIDs</li> <li>- URL filtering</li> <li>- Firewall</li> <li>- SSL / TLS / SSH</li> <li>- Secured communication between APs</li> <li>- WIDS &amp; WIPS</li> <li>- Location and tracking of hackers (Rogue AP or Evil twin)</li> <li>- Protects against DDoS attacks</li> </ul>	<ul style="list-style-type: none"> <li>- Distributed intelligence with no need for a central controller</li> <li>- Smart Roaming 802.11r (seamless handoff)</li> <li>- Automatic channel and bandwidth assignment</li> <li>- Proactive load balancing (real time resource allocation)</li> <li>- Pre-balancing</li> <li>- Traffic control</li> <li>- Automatic power control</li> <li>- Smart multicast</li> <li>- Airtime fairness</li> <li>- Smart and robust Mesh</li> <li>- Dynamic probe management for very high density scenarios</li> </ul>

## Certificaciones e información reguladora

WiFi Alliance	Connectivity	2.4 GHz & 5 GHz Spectrum capabilities
	Access	WiFi certified 802.11a/b/g/n/ac
	Optimization	Passpoint® R2 (Hotspot 2.0)
	Security	WMM®
Standards	CE Mark (EN 60950-1; EN 62479; EN300328; EN 300440; EN 301489) RED directive 2014/53/EU FCC	
Environmental	ROHS	

## CONFIGURATION, MANAGEMENT AND LICENSES

Galgus' WiFi networks can range from a single access point to thousands of them. Many of the advantages provided by the embedded technology CHT® are only relevant for networks with more than one AP, as the distributed intelligence and the communication between the APs are enabled. This allows them to take collective decisions that optimise the performance of the entire network.



Each access point can be configured locally through the console port; however, when there are several network elements and we want to configure more advanced functionalities, Galgus' management tool is required. Additionally, this management tool can be used to configure other GALGUS network elements, such as switches, Network Enhancers, etc; resulting in a simplified and easy to use unified management tool.

Galgus' network manager requires an annual license and offers all the advantages of a Cloud solution (scalability, continuous updates, pay as you grow, reduced operation costs, improved security, immediate availability, increased service availability...).

This tool allows one to supervise, control, update, troubleshoot and get alerts from the network, in addition to providing all kinds of advanced analytics:

Features		No manager	Cloud manager
Management	Local web interface	✓	✓
	Type of license	Lifetime	Annual license
	Software maintenance	Optional (CHT)	Included
	Type of Software maintenance	Manual optional	Automatic
	Modular licenses	✓	✓
	Zero-Touch Provisioning (ZTP)		✓
	Unified management platform		✓
	Platform updates		✓
	Customisable alerts		✓
	CLI with remote access (SSH)		✓
	Open API (REST)		✓
Network analytics	Real time location of associated devices		✓
	Location-enabled real time network KPIs		✓
	Coverage estimation		✓
	WLAN design		✓
	Client distribution		✓
	Client details		✓
	Historic record and visualization of network KPIs.		✓
	Historic data exportation of network KPIs.		✓

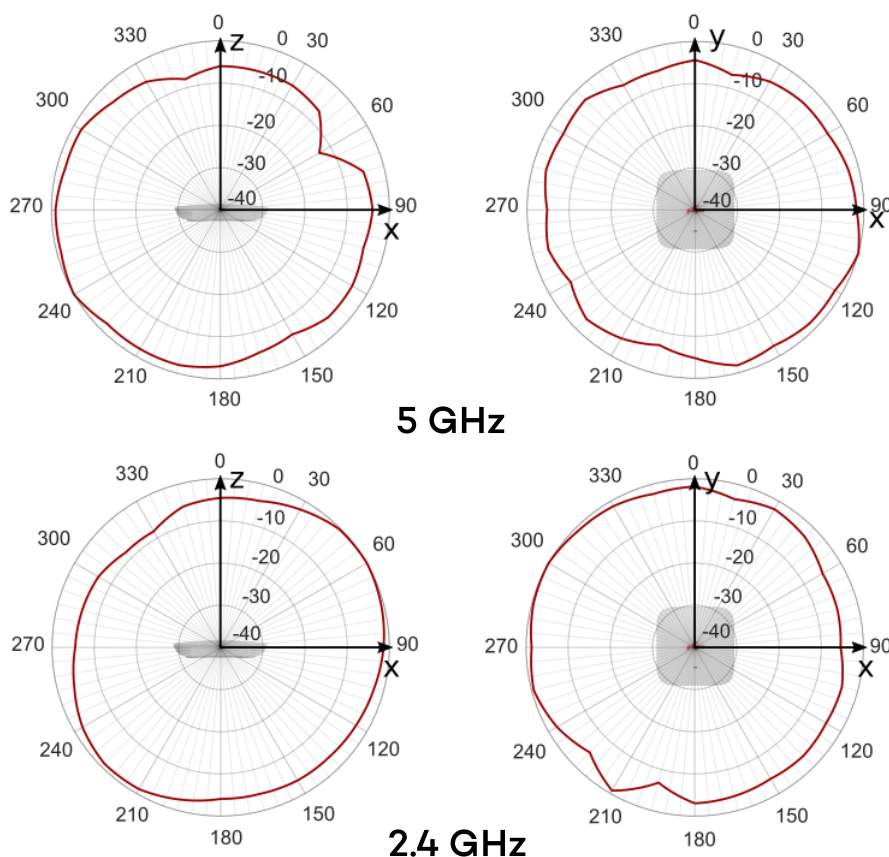
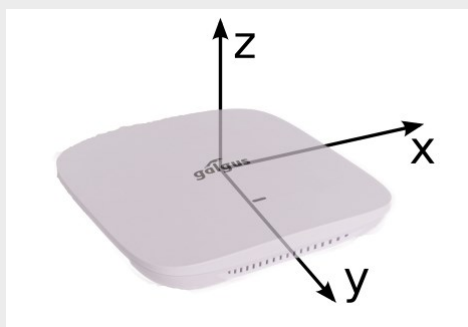
# G-AP-IC450

Indoor 802.11a/b/g/n/ac Wave 2 WiFi AP with PoE+  
1167 Mbps Dual Band 2X2 MU-MIMO



## RADIATION PLOTS

The radiation plots are shown for both, 2.4 GHz and 5 GHz frequency bands. In both cases, we include an elevation diagram (left), with the AP oriented in the z direction and a horizontal diagram (right), showing a top view of the app with the connectors facing down.



## RF PERFORMANCE AT 2.4 GHz

	Data Rate	TX Power (Per Chain)	TX Power (3 chains)	Tolerance
2.4 GHz 802.11b	1 Mbps	28 dBm	33 dBm	± 2 dB
	2 Mbps	28 dBm	33 dBm	± 2 dB
	5.5. Mbps	28 dBm	33 dBm	± 2 dB
	11 Mbps	28 dBm	33 dBm	± 2 dB
2.4 GHz 802.11g	6 Mbps	30 dBm	35 dBm	± 2 dB
	9 Mbps	30 dBm	35 dBm	± 2 dB
	12 Mbps	30 dBm	35 dBm	± 2 dB
	18 Mbps	30 dBm	35 dBm	± 2 dB
	24 Mbps	30 dBm	35 dBm	± 2 dB
	36 Mbps	28 dBm	33 dBm	± 2 dB
	48 Mbps	27 dBm	32 dBm	± 2 dB
	54 Mbps	26 dBm	32 dBm	± 2 dB
2.4 GHz 802.11n HT20	MCS 0	30 dBm	35 dBm	± 2 dB
	MCS 1	28 dBm	33 dBm	± 2 dB
	MCS 2	28 dBm	33 dBm	± 2 dB
	MCS 3	28 dBm	33 dBm	± 2 dB
	MCS 4	27 dBm	32 dBm	± 2 dB
	MCS 5	26 dBm	31 dBm	± 2 dB
	MCS 6	25 dBm	30 dBm	± 2 dB
	MCS 7	24 dBm	29 dBm	± 2 dB
2.4 GHz 802.11n HT40	MCS 0	29 dBm	34 dBm	± 2 dB
	MCS 1	27 dBm	32 dBm	± 2 dB
	MCS 2	27 dBm	32 dBm	± 2 dB
	MCS 3	27 dBm	32 dBm	± 2 dB
	MCS 4	26 dBm	31 dBm	± 2 dB
	MCS 5	25 dBm	30 dBm	± 2 dB
	MCS 6	24 dBm	29 dBm	± 2 dB
	MCS 7	23 dBm	28 dBm	± 2 dB

	Data Rate	RX Specifications Sensitivity	Tolerance
2.4 GHz 802.11 b	1 Mbps	-96 dBm	± 2 dB
	2 Mbps	-94 dBm	± 2 dB
	5.5. Mbps	-92 dBm	± 2 dB
	11 Mbps	-90 dBm	± 2 dB
2.4 GHz 802.11 g	6 Mbps	-96 dBm	± 2 dB
	9 Mbps	-96 dBm	± 2 dB
	12 Mbps	-96 dBm	± 2 dB
	18 Mbps	-95 dBm	± 2 dB
	24 Mbps	-94 dBm	± 2 dB
	36 Mbps	-90 dBm	± 2 dB
	48 Mbps	-85 dBm	± 2 dB
	54 Mbps	-83 dBm	± 2 dB
2.4 GHz 802.11 n HT20	MCS 0	-95 dBm	± 2 dB
	MCS 1	-95 dBm	± 2 dB
	MCS 2	-95 dBm	± 2 dB
	MCS 3	-92 dBm	± 2 dB
	MCS 4	-88 dBm	± 2 dB
	MCS 5	-86 dBm	± 2 dB
	MCS 6	-82 dBm	± 2 dB
	MCS 7	-80 dBm	± 2 dB
2.4 GHz 802.11 n HT40	MCS 0	-94 dBm	± 2 dB
	MCS 1	-93 dBm	± 2 dB
	MCS 2	-92 dBm	± 2 dB
	MCS 3	-90 dBm	± 2 dB
	MCS 4	-85 dBm	± 2 dB
	MCS 5	-82 dBm	± 2 dB
	MCS 6	-79 dBm	± 2 dB
	MCS 7	-76 dBm	± 2 dB

## RF PERFORMANCE AT 5 GHz

	Data Rate	TX Power (Per Chain)	TX Power (2 chains)	Tolerance
<b>5 GHz 802.11 a</b>	6 Mbps	18 dBm	21 dBm	± 2 dB
	9 Mbps	18 dBm	21 dBm	± 2 dB
	12 Mbps	18 dBm	21 dBm	± 2 dB
	18 Mbps	18 dBm	21 dBm	± 2 dB
	24 Mbps	17 dBm	20 dBm	± 2 dB
	36 Mbps	16 dBm	19 dBm	± 2 dB
	48 Mbps	15 dBm	18 dBm	± 2 dB
	54 Mbps	15 dBm	18 dBm	± 2 dB
<b>5 GHz 802.11 n/ac VHT20</b>	MCS 0	18 dBm	21 dBm	± 2 dB
	MCS 1	18 dBm	21 dBm	± 2 dB
	MCS 2	18 dBm	21 dBm	± 2 dB
	MCS 3	17 dBm	20 dBm	± 2 dB
	MCS 4	16 dBm	19 dBm	± 2 dB
	MCS 5	15 dBm	18 dBm	± 2 dB
	MCS 6	15 dBm	18 dBm	± 2 dB
	MCS 7	14 dBm	17 dBm	± 2 dB
<b>5 GHz 802.11 n/ac VHT40</b>	MCS 8	13 dBm	16 dBm	± 2 dB
	MCS 0	18 dBm	21 dBm	± 2 dB
	MCS 1	18 dBm	21 dBm	± 2 dB
	MCS 2	18 dBm	21 dBm	± 2 dB
	MCS 3	16 dBm	20 dBm	± 2 dB
	MCS 4	16 dBm	19 dBm	± 2 dB
	MCS 5	15 dBm	18 dBm	± 2 dB
	MCS 6	15 dBm	18 dBm	± 2 dB
	MCS 7	14 dBm	17 dBm	± 2 dB
	MCS 8	13 dBm	16 dBm	± 2 dB
	MCS 9	12 dBm	15 dBm	± 2 dB
<b>2.4 GHz 802.11 n VHT80</b>	MCS 0	17 dBm	20 dBm	± 2 dB
	MCS 1	17 dBm	20 dBm	± 2 dB
	MCS 2	17 dBm	20 dBm	± 2 dB
	MCS 3	17 dBm	20 dBm	± 2 dB
	MCS 4	16 dBm	19 dBm	± 2 dB
	MCS 5	15 dBm	18 dBm	± 2 dB
	MCS 6	14 dBm	17 dBm	± 2 dB
	MCS 7	13 dBm	16 dBm	± 2 dB
	MCS 8	12 dBm	15 dBm	± 2 dB
	MCS 9	11 dBm	14 dBm	± 2 dB

	Data Rate	TX Power (Per Chain)	Tolerance
<b>5 GHz 802.11 a</b>	6 Mbps	-92 dBm	± 2 dB
	9 Mbps	-91 dBm	± 2 dB
	12 Mbps	-90 dBm	± 2 dB
	18 Mbps	-87 dBm	± 2 dB
	24 Mbps	-84 dBm	± 2 dB
	36 Mbps	-81 dBm	± 2 dB
	48 Mbps	-77 dBm	± 2 dB
	54 Mbps	-76 dBm	± 2 dB
<b>5 GHz 802.11 n/ac VHT20</b>	MCS 0	-90 dBm	± 2 dB
	MCS 1	-87 dBm	± 2 dB
	MCS 2	-84 dBm	± 2 dB
	MCS 3	-82 dBm	± 2 dB
	MCS 4	-78 dBm	± 2 dB
	MCS 5	-73 dBm	± 2 dB
	MCS 6	-72 dBm	± 2 dB
	MCS 7	-70 dBm	± 2 dB
<b>5 GHz 802.11 n/ac VHT40</b>	MCS 8	-66 dBm	± 2 dB
	MCS 0	-87 dBm	± 2 dB
	MCS 1	-84 dBm	± 2 dB
	MCS 2	-81 dBm	± 2 dB
	MCS 3	-79 dBm	± 2 dB
	MCS 4	-75 dBm	± 2 dB
	MCS 5	-70 dBm	± 2 dB
	MCS 6	-69 dBm	± 2 dB
	MCS 7	-68 dBm	± 2 dB
	MCS 8	-62 dBm	± 2 dB
<b>2.4 GHz 802.11 n VHT80</b>	MCS 9	-61 dBm	± 2 dB
	MCS 0	-84 dBm	± 2 dB
	MCS 1	-80 dBm	± 2 dB
	MCS 2	-78 dBm	± 2 dB
	MCS 3	-75 dBm	± 2 dB
	MCS 4	-71 dBm	± 2 dB
	MCS 5	-71 dBm	± 2 dB
	MCS 6	-65 dBm	± 2 dB
	MCS 7	-73 dBm	± 2 dB
	MCS 8	-58 dBm	± 2 dB
	MCS 9	-58 dBm	± 2 dB

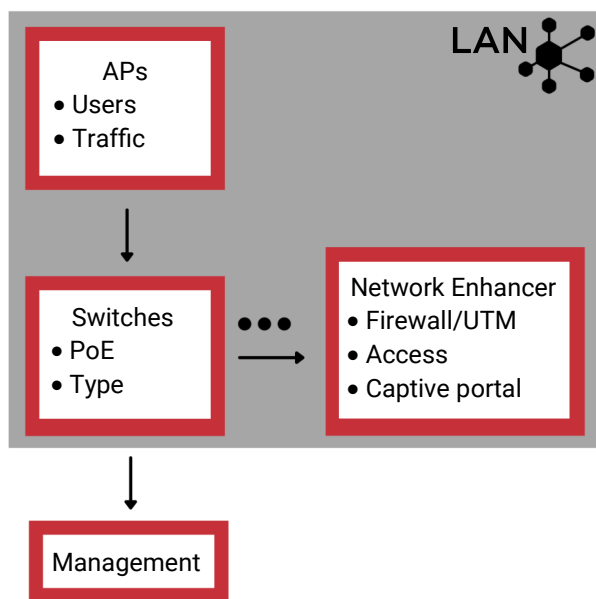
**Note:** These RF performance tables show the maximum capacity provided by the hardware included in the AP (this does not include any gain due to the MIMO configuration or the antenna). The maximum transmitted power can be limited under these levels to ensure compliance of local regulations.

# G-AP-IC450

Indoor 802.11a/b/g/n/ac Wave 2 WiFi AP with PoE+  
1167 Mbps Dual Band 2X2 MU-MIMO



## RED GALGUS TÍPICA



Depending on the Network's needs in terms of size and use, a complete Galgus solution incorporates different elements:

**Access Points (APs):** The choice of one or another depends on the expected density of users and traffic. All Galgus APs incorporate CHT®, our distributed intelligence software, which eliminates the need for a central controller.

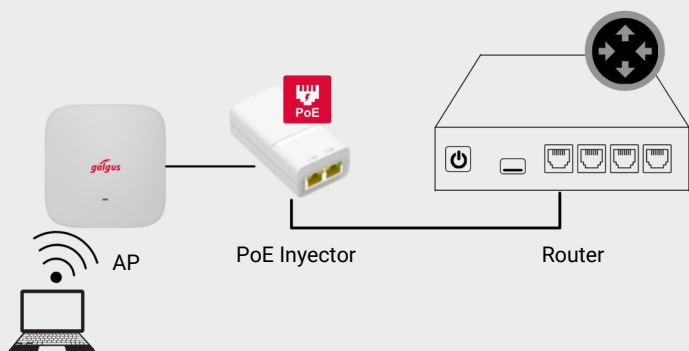
**Network switches:** Manageable or not, with or without PoE. Can be chosen from a wide range to adjust to the needs of the network.

**Network Enhancer (NE):** Used to provide advanced associated services and to offload the AP from certain network functionalities such as Firewall, access control, etc, all managed via web interface.

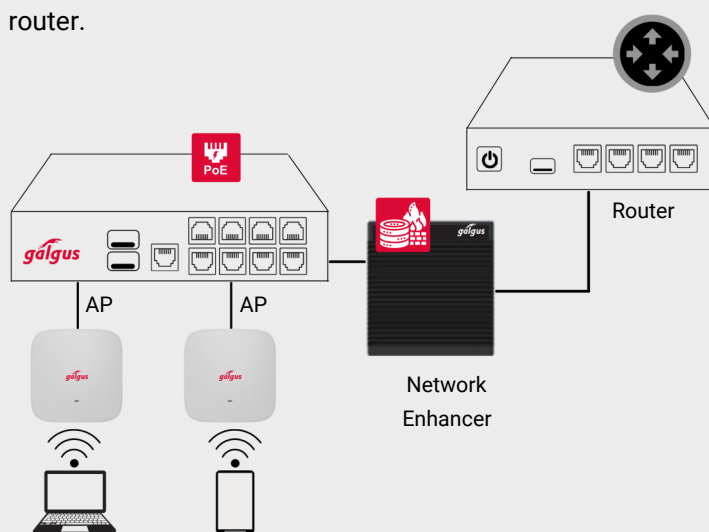
All these elements can be managed through **Galgus' management tools.**

ALL Galgus' access points and networks can incorporate Galgus' business intelligence tool: **GALGUS LOCATION ANALYTICS.**

**Network example 1:** The AP is connected to the router directly (very small sites).



**Network example 2:** The APs are connected to a PoE switch, including a firewall (Galgus NE) before connecting to the router.



## OPTIONAL SUPPORT SERVICES FOR GALGUS NETWORKS:

**3D simulation and network design:** Always recommended as the best way to guarantee the most accurate solution from a technical point of view, ensuring the highest performance and client satisfaction while reducing investment costs.

**Remote configuration:** Galgus remotely configures and ensures the correct performance of the network.

**Remote network management:** GALGUS, as manufacturer and technology owner, offers a network management service, to ensure it is always available and offering the highest performance and quality of service.

**L2 technical support:** GALGUS will always provide technical help regarding the acquired products and services.

**Warranty extension:** Possibility to extend the warranty of most GALGUS devices up to 5 years.

**Turnkey projects.**